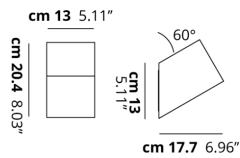


## SPECIFICATION SHEET



# BEETLE

Mini 60 Cube

## FEATURES

- Frame:** Metal
- Diffusor:** Polycarbonate
- Dimmable:** Yes
- Dimmer:** Not Included
- Bulb:** Included

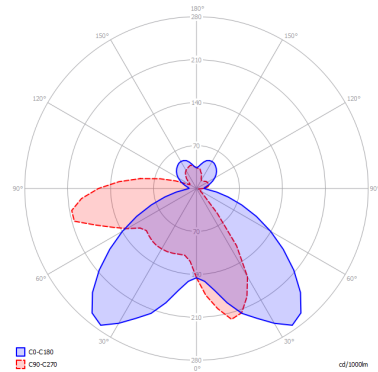
## BULB

**LED** 3000K 1 x 17W | 1800 lm


## CERTIFICATION




## PHOTOMETRIC CURVE



### FRAME

 Matte White 9010

### DIFFUSOR

 White + Clear  
Ribbed

### LED COLOUR

3000K

### CODE

145003