

# PUZZLE

## Double Square

### FEATURES

- Frame:** Metal
- Diffuser:** None
- Dimmable:** Yes
- Dimmer:** Not Included
- Bulb:** Included

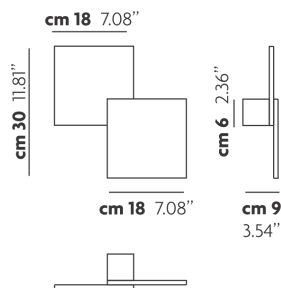
### BULB

**LED** 3000K 2 x 17W | 2600 lm

### CERTIFICATION

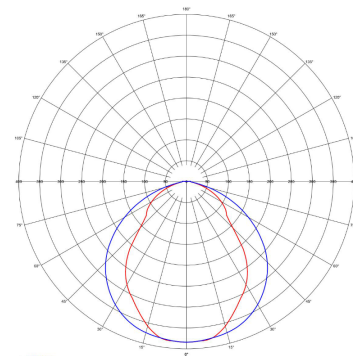


### SPECIFICATION SHEET




### PHOTOMETRIC DIAGRAM

DIAGRAMMA POLARE (cd/klm)



Codice CIE: 51 82 97 89 100  
 Rendimento: LDR = 100.0; DR-CR = 95.4; LLDR = 0.8  
 Apertura fascio: CB-180 = 82.0°; CB-270 = 114.0°  
 Asimmetria: Max = 384.0 cd/klm; C < 0.1; gamma = 0.0°  
 Orientamento: 0° - Inclinazione: 0° - Rotazione: 0°

FRAME	DIFFUSER	LED COLOUR	CODE
 Matte White 9016	None	Optionally	146403